

ECONOMIC RELEASE

DE

GDP Detailed YY, Exp 0.5% Last 0.5% GfK Consumer Sentiment, Exp -34.0 Last -33.3
 Ifo Business Climate, Exp 84.2 Last 84.4 Ifo Expectations New, Exp 83.5 Last 83.3

US

U Mich Sentiment Final, Exp 48.2 Last 48.2

UK

Retail Sales YY, Exp 1.0% Last 1.7% Retail Sales MM, Exp -0.6% Last 0.7%
 GfK Consumer Confid, Exp -28 Last -25 Retail Sales Ex-Fuel MM, Exp -0.3% Last 0.2%

Believe It Or Not!!

The 13th annual Avocado Festival in Tancitaro, Mexico, saw a Guinness World Record broken in the form of a 14,991-pound serving of guacamole.

The record attempt, organized by the Local Plant Health Board of Tancitaro, featured more than 1,000 local growers and residents working together to mix up the massive bowl of guac in just under 2 1/2 hours.

The previous record of 10,961 pounds was set in Peribán, Mexico, in 2022. Tancitaro had held the record prior to 2022.





"This moment belongs to the thousands of Michoacán families whose livelihoods are rooted on avocado farms," Raul E. Martínez Pulido, president of Association of Avocado Exporting Producers and Packers of Mexico, said in a news release.

"This achievement reflects the collective strength of our industry -- from the growers to the teams who ensure quality and efficiency across the supply chain," he said. "It represents the unity, discipline and hard work that define how we operate every day, and the dedication we collectively bring to reaching new heights, including reclaiming the new Guinness World Record and a historic season of more than 2.5 billion pounds of Mexican avocados reaching the U.S. market."

TECHNICAL ANALYSIS

| | SUPPORT | SPOT | Δ | RESISTANCE | COMMENTS |
|----------------|-----------------|---------------|--------|-----------------|--|
| EUR/USD | 1.1240 - 1.1460 | 1.1615 | -0.04% | 1.1617 - 1.1874 | EUR/USD edges lower to near 1.1615 on US-Iran peace deal uncertainty and rising odds of hawkish sentiment surrounding the Fed policy stance. Today the DE GDP and Ifo data will draw market interest ahead of the US economic docket. Meanwhile, traders should continue monitoring the US-Iran ceasefire talks and oil prices that could provide fresh direction for the pair. |
| USD/JPY | 158.00 - 159.00 | 159.10 | 0.06% | 160.00 - 161.00 | USD/JPY climbed back above the 159.00 level amid rising treasury yields and renewed US dollar strength. Later today, the US economic clues and FED speakers will be closely monitored for fresh signals on the FED's rate path. Elsewhere, developments in the ME conflict and overall market sentiment will remain in focus, as they could alter the pair's trajectory. |
| GBP/USD | 1.3380 - 1.3420 | 1.3430 | 0.00% | 1.3653 - 1.4052 | GBP/USD is struggling to maintain the upward momentum above 1.3400 as buyers remain cautious following lower UK inflation print that increases the odds for future BoE cuts. Elsewhere, the greenback is supported by geopolitics and yields which keep the pound's bulls under check ahead of UK Retail Sales data and shifting global headlines that could drive sharp intraday volatility. |
| USD/CHF | 0.7631 - 0.7752 | 0.7865 | -0.06% | 0.7889 - 0.8012 | USD/CHF is facing massive overhead resistance ahead of 0.7900 yet, keeping the short-term daily bias carefully tilted to the upside. Unless there is sharp escalation in the Middle East, the wide interest rate differential should keep giving the USD the fundamental upper hand today. |

AROUND THE WORLD

| CURRENCY | COUNTRY | RATE | Δ |
|------------|---|----------------|---------------|
| USD / LBP |  | 89500.00 | 0.00% |
| AUD / USD |  | 0.7442 | 4.45% |
| USD / CAD |  | 1.3790 | 0.18% |
| USD / BRL |  | 5.0057 | 0.20% |
| USD / AED |  | 3.6727 | -0.01% |
| USD / SAR |  | 3.7528 | 0.01% |
| USD / KWD |  | 0.3080 | 0.39% |
| USD / JOD |  | 0.7090 | 0.00% |
| XAU | GOLD | 4526.50 | 0.01% |
| XAG | SILVER | 76.60 | 1.59% |
| WTI | OIL | 97.40 | -1.46% |










INTERBANK RATES

| | USD | EUR | GBP | JPY |
|----------|------|------|------|------|
| 1 MONTH | 3.53 | 1.73 | 3.78 | 0.55 |
| 3 MONTHS | 3.80 | 2.24 | 4.00 | 0.87 |
| 6 MONTHS | 3.95 | 2.45 | 4.17 | 0.99 |
| 1 YEAR | 4.18 | 2.74 | 4.51 | 1.19 |

BEIRUT STOCK EXCHANGE

| USD | CLOSE | Δ | VOLUME | HIGH | LOW |
|------------------|-------|-------|--------|-------|-------|
| SOL A | 71.00 | 1.14% | 10 | 71.00 | 71.00 |
| SOL B | 72.50 | 0.00% | 0 | 0.00 | 0.00 |
| Ciments Libanais | 62.00 | 0.00% | 0 | - | - |
| AUDI GDR | 2.18 | 0.00% | 0 | - | - |
| BLOM GDR | 6.30 | 0.00% | 0 | - | - |
| BYBLOS | 0.84 | 0.00% | 0 | - | - |

STOCK INDICES

| | | | | | | | | |
|--|-----------|-------|---|-----------|--------|--|-----------|--------|
| DOW JONES  | 50,285.66 | 0.55% | CAC 40  | 8,086.00 | -0.39% | NIKKEI  | 63,389.48 | 2.28% |
| NASDAQ  | 26,293.10 | 0.09% | FTSE  | 10,443.47 | 0.11% | HANG SENG  | 25,682.35 | 0.17% |
| S&P 500  | 7,445.70 | 0.17% | GDAX  | 24,606.77 | -0.53% | SHANGHAI  | 4,095.40 | -1.64% |

EUROBONDS

| | COUPON | MATURITY | PRICE | | YIELD | | |
|----------------|--------|----------|-----------|--------|-----------|-------------|---------|
| | | | Bid | Ask | Yield-Bid | Yield-Offer | |
| LEBANON APR 21 | USD | 8.250% | 12-Apr-21 | 25.750 | 27.750 | - | - |
| LEBANON OCT 22 | USD | 6.100% | 04-Oct-22 | 24.750 | 26.750 | - | - |
| LEBANON JAN 23 | USD | 6.000% | 27-Jan-23 | 24.750 | 26.750 | - | - |
| LEBANON MAY 23 | USD | 6.400% | 26-May-23 | 24.750 | 26.750 | - | - |
| LEBANON APR 24 | USD | 6.650% | 22-Apr-24 | 24.750 | 26.750 | - | - |
| LEBANON NOV 24 | USD | 6.250% | 04-Nov-24 | 24.750 | 26.750 | - | - |
| LEBANON DEC 24 | USD | 7.000% | 03-Dec-24 | 24.750 | 26.750 | - | - |
| LEBANON FEB 25 | USD | 6.200% | 26-Feb-25 | 24.750 | 26.750 | - | - |
| LEBANON JUN 25 | USD | 6.250% | 12-Jun-25 | 24.750 | 26.750 | - | - |
| LEBANON NOV 26 | USD | 6.600% | 27-Nov-26 | 25.000 | 27.000 | 638.16% | 575.91% |
| LEBANON MAR 27 | USD | 6.850% | 23-Mar-27 | 25.000 | 27.000 | 288.06% | 265.50% |
| LEBANON NOV 27 | USD | 6.750% | 29-Nov-27 | 25.000 | 27.000 | 136.55% | 127.38% |
| LEBANON MAR 28 | USD | 7.000% | 20-Mar-28 | 25.000 | 27.000 | 111.74% | 104.57% |
| LEBANON NOV 28 | USD | 6.650% | 03-Nov-28 | 25.000 | 27.000 | 83.15% | 78.03% |
| LEBANON MAY 29 | USD | 6.850% | 25-May-29 | 25.000 | 27.000 | 69.61% | 65.42% |
| LEBANON FEB 30 | USD | 6.650% | 26-Feb-30 | 25.500 | 27.500 | 56.35% | 53.07% |
| LEBANON APR 31 | USD | 7.000% | 22-Apr-31 | 25.500 | 27.500 | 47.18% | 44.47% |
| LEBANON MAR 32 | USD | 7.000% | 23-Mar-32 | 25.500 | 27.500 | 42.23% | 39.81% |
| LEBANON MAY 33 | USD | 8.200% | 17-May-33 | 25.750 | 27.750 | 41.24% | 38.84% |
| LEBANON MAY 34 | USD | 8.250% | 17-May-34 | 25.750 | 27.750 | 39.00% | 36.71% |
| LEBANON NOV 35 | USD | 7.050% | 02-Nov-35 | 25.500 | 27.500 | 33.27% | 31.30% |
| LEBANON MAR 37 | USD | 7.250% | 23-Mar-37 | 25.500 | 27.500 | 32.23% | 30.27% |

CONTACT: DEALING ROOM 01.483001 EXT 12100
MONDAY TO FRIDAY FROM 8:00 AM TO 15:00 PM

KARIM EL KHOURY | JENNIFER BOUEZ | TAREK NADDOUR | HABIB WAKED | SAMIR GHAZAL

This report is for information purposes only. All information herein is based on data obtained from sources considered to be reliable. However, SGBL does not guarantee the accuracy of the data. Opinions and estimates contained herein may change without notice. This report is not intended to be and should not be construed as an offer or solicitation to acquire, or dispose of any of the securities or issues mentioned in this report.