

## ECONOMIC RELEASE

### DE

HICP Final YY, Exp 2.7% Last 2.7%	HICP Final MM, Exp -0.1% Last -0.1%
CPI Final YY, Exp 2.6% Last 2.6%	CPI Final MM, Exp -0.2% Last -0.2%

### US

U Mich Sentiment Prelim, Exp 46.0 Last 44.8

### UK

GDP Estimate YY, Exp 1.3% Last 1.2%	Services YY, Exp 1.7% Last 1.5%
Mfg Output MM, Exp -0.2% Last 1.2%	Industrial Output YY, Exp -0.1% Last 0.0%

### Believe It Or Not!!

A Nepalese athlete with multiple Guinness World Records to his name earned another title by descending 100 stairs while walking on his hands.

Hari Chandra Giri, 31, earned the record for the fastest time to descend 100 steps walking on hands when he descended the stairs in Yunyang, Chongqing, China, in 44.71 seconds.

"I've always wanted to push what's possible with hand balancing in real-world settings. Stairs are harder than flat ground because of the angle and impact," he told Guinness World Records. "China has some iconic staircases, so it felt like the right place to prove the concept. The goal was to show that handstand control can be precise, fast, and safe."

Giri said the attempt came with unique challenges.









"[This is] high risk if you lose control. A fall down 100 steps on your head/neck/spine could be life-threatening. That's why I used spotters, checked every step beforehand, and stopped if my hands slipped or shoulders fatigued," he said. "Never attempt this without training, medical support and safety mats on landing."

Giri's previous Guinness World Records titles include the fastest time to descend 50 steps walking on hands, 12.65 seconds; the fastest 10 meters walking on hands with a soccer ball between the legs, 4.49 seconds; the fastest 50 meters walking on hands with a soccer ball between the legs, 25.58 seconds; the fastest time to descend 75 stairs on the hands, 25.03 seconds; the most skips on an upright tire in one minute, 120; and the fastest time to drink 500 milliliters of lemon juice while doing a handstand, 24 seconds.

## TECHNICAL ANALYSIS

	SUPPORT	SPOT	Δ	RESISTANCE	COMMENTS
<b>EUR/USD</b>	1.1240 - 1.1460	<b>1.1570</b>	0.17%	1.1617 - 1.1874	<b>EUR/USD</b> A stark contrast in monetary policy and a high-stakes geopolitical backdrop are the primary narratives dictating the pair's current movement. The ECB delivered its first rate increase since 2023 (+25-bps) and its hawkish policy shift provides a structural floor that may keep the pair consolidated in this tight pocket unless a fresh external shock hits the tape.
<b>USD/JPY</b>	159.00 - 160.00	<b>160.25</b>	-0.16%	161.00 - 162.00	<b>USD/JPY</b> Bulls are pushing the dollar against a heavily pressured yen, but upside momentum is being capped by intense fear of direct intervention from Japanese authorities. That said, sudden drops are likely to happen either on domestic intervention or rapid geopolitical headlines making the current trading above 160 like playing musical chairs.
<b>GBP/USD</b>	1.3026 - 1.3380	<b>1.3410</b>	0.19%	1.3420 - 1.3653	<b>GBP/USD</b> is currently experiencing heightened volatility above the psychological 1.3400 mark. The USD edges lower as soft US Core CPI eased concerns about a runaway inflation spiral and turned out to be a key factor acting as a tailwind for the pair. Apart from this, renewed hostilities between the US and Iran help limit deeper USD losses, capping the upside for the currency pair.
<b>USD/CHF</b>	0.7752 - 0.7889	<b>0.7960</b>	-0.31%	0.8012 - 0.8143	<b>USD/CHF</b> The intraday trend leans slightly bullish to neutral, dictated heavily by the 0.8000 handle. If the USD maintains momentum and safe-haven premium continues to bleed out of the Franc, expect an attempt to breach and hold above 0.80000. However, if geopolitical headlines shift back toward risk-off or oil bounces, the CHF could quickly reclaim its safe-haven bid, capping the upside. A deeper breakdown below 0.7900 would signal that the current bullish breakout has failed.

## AROUND THE WORLD

CURRENCY	COUNTRY	RATE	Δ
USD / LBP		89500.00	0.00%
AUD / USD		0.7040	0.43%
USD / CAD		1.3975	0.29%
USD / BRL		5.1003	-1.60%
USD / AED		3.6725	-0.01%
USD / SAR		3.7540	0.01%
USD / KWD		0.3073	0.00%
USD / JOD		0.7090	0.00%
<b>XAU</b>	<b>GOLD</b>	<b>4186.00</b>	<b>2.65%</b>
<b>XAG</b>	<b>SILVER</b>	<b>66.85</b>	<b>4.81%</b>
<b>WTI</b>	<b>OIL</b>	<b>86.08</b>	<b>-5.49%</b>










## INTERBANK RATES

	USD	EUR	GBP	JPY
1 MONTH	3.54	1.91	3.79	0.60
3 MONTHS	3.83	2.34	4.02	0.94
6 MONTHS	4.01	2.56	4.21	1.03
1 YEAR	4.29	2.84	4.56	1.21

## BEIRUT STOCK EXCHANGE

	USD	CLOSE	Δ	VOLUME	HIGH	LOW
SOL A		70.40	-4.86%	14,042	76.00	70.00
SOL B		73.10	6.48%	3,161	74.90	71.85
Ciments Libanais		60.00	0.00%	0	-	-
AUDI GDR		2.18	0.00%	0	-	-
BLOM GDR		5.60	0.00%	0	-	-
BYBLOS		0.84	0.00%	0	-	-

### STOCK INDICES

<b>DOW JONES</b> 	50,848.38	1.86%	<b>CAC 40</b> 	8,200.80	0.48%	<b>NIKKEI</b> 	66,585.70	3.79%
<b>NASDAQ</b> 	25,809.66	2.54%	<b>FTSE</b> 	10,303.88	0.48%	<b>HANG SENG</b> 	24,710.61	2.21%
<b>S&amp;P 500</b> 	7,394.07	1.75%	<b>GDAX</b> 	24,209.71	0.06%	<b>SHANGHAI</b> 	4,036.93	1.43%

### EUROBONDS

	COUPON	MATURITY	PRICE		YIELD		
			Bid	Ask	Yield-Bid	Yield-Offer	
LEBANON APR 21	USD	8.250%	12-Apr-21	26.125	28.125	-	-
LEBANON OCT 22	USD	6.100%	04-Oct-22	24.375	26.375	-	-
LEBANON JAN 23	USD	6.000%	27-Jan-23	24.375	26.375	-	-
LEBANON MAY 23	USD	6.400%	26-May-23	24.375	26.375	-	-
LEBANON APR 24	USD	6.650%	22-Apr-24	24.375	26.375	-	-
LEBANON NOV 24	USD	6.250%	04-Nov-24	24.375	26.375	-	-
LEBANON DEC 24	USD	7.000%	03-Dec-24	24.375	26.375	-	-
LEBANON FEB 25	USD	6.200%	26-Feb-25	24.375	26.375	-	-
LEBANON JUN 25	USD	6.250%	12-Jun-25	24.375	26.375	-	-
LEBANON NOV 26	USD	6.600%	27-Nov-26	24.625	26.625	705.01%	636.10%
LEBANON MAR 27	USD	6.850%	23-Mar-27	24.625	26.625	316.32%	290.91%
LEBANON NOV 27	USD	6.750%	29-Nov-27	24.625	26.625	142.77%	133.09%
LEBANON MAR 28	USD	7.000%	20-Mar-28	24.625	26.625	116.08%	108.55%
LEBANON NOV 28	USD	6.650%	03-Nov-28	24.625	26.625	85.55%	80.24%
LEBANON MAY 29	USD	6.850%	25-May-29	24.625	26.625	71.27%	66.95%
LEBANON FEB 30	USD	6.650%	26-Feb-30	24.625	26.625	58.45%	54.99%
LEBANON APR 31	USD	7.000%	22-Apr-31	25.125	27.125	47.99%	45.21%
LEBANON MAR 32	USD	7.000%	23-Mar-32	25.125	27.125	42.91%	40.43%
LEBANON MAY 33	USD	8.200%	17-May-33	25.125	27.125	42.14%	39.65%
LEBANON MAY 34	USD	8.250%	17-May-34	25.125	27.125	39.84%	37.46%
LEBANON NOV 35	USD	7.050%	02-Nov-35	25.625	27.625	33.18%	31.23%
LEBANON MAR 37	USD	7.250%	23-Mar-37	25.625	27.625	32.13%	30.20%

CONTACT: DEALING ROOM 01.483001 EXT 12100  
MONDAY TO FRIDAY FROM 8:00 AM TO 15:00 PM

KARIM EL KHOURY | JENNIFER BOUEZ | TAREK NADDOUR | HABIB WAKED | SAMIR GHAZAL

*This report is for information purposes only. All information herein is based on data obtained from sources considered to be reliable. However, SGBL does not guarantee the accuracy of the data. Opinions and estimates contained herein may change without notice. This report is not intended to be and should not be construed as an offer or solicitation to acquire, or dispose of any of the securities or issues mentioned in this report."*