

ECONOMIC RELEASE

EZ

HICP Flash YY, Exp 3.2% Last 3.0%
HICP-X,F,E,A,T Flash YY, Exp 2.4% Last 2.2%

US

JOLTS Job Openings, Exp 6.820M Last 6.866M

UK

BOE Consumer Credit, Exp 1.700B Last 1.895B
Mortgage Lending, Exp 5.300B Last 6.152B

Believe It Or Not!!

Tangled cobwebs dangle from the ceiling in dim light and a pleasant, musky sweetness pervades the air in this repository of a precious wine collection, once owned by Georgia's most infamous son, Josef Stalin. The Georgian government, which owns the roughly 40,000 French and Georgian rarities, unsealed the wine vault for the first time this week in the capital Tbilisi. It plans to auction off the collection, some of which dates from the early 19th century, and use the funds to open a wine education school in Georgia. Irakli Gilauri, the owner of Gilauri Wines who worked with Georgia's agriculture ministry on the project, said the auction would help to "put Georgia on the collectors' map". The South Caucasus country sells itself as the birthplace of wine, with archaeological evidence demonstrating a continuous wine-making tradition stretching back 8,000 years. Stalin, who was born in Georgia and led the Soviet Union from 1924 until his death in 1953, was an enthusiastic wine drinker and collector. His trove includes wine from Bordeaux's most famous estates that were once owned by Russia's Tsar Alexander III and his son Nicholas II. The Soviets seized the Imperial Romanov collection after the 1917 Russian Revolution, and Stalin became its guardian, slowly adding his favourite Georgian varieties. Peering into the dust-covered bottles at the amber liquid inside, collector Victor Chen, who travelled to Tbilisi from Dallas, Texas, was excited by what he saw.

TECHNICAL ANALYSIS

	SUPPORT	SPOT	Δ	RESISTANCE	COMMENTS
EUR/USD	1.1460 - 1.1617	1.1640	-0.09%	1.1874 - 1.2049	EUR/USD is showing renewed signs of short-term weakness as a classic "risk-off" environment and shifting interest rate expectations fuel the USD. Keep a close eye on geopolitical headlines and EZ HICP inflation reading today; if headlines worsen or inflation prints hot enough to scare global growth, 1.1600 will likely break.
USD/JPY	158.00 - 159.00	159.70	0.16%	160.00 - 161.00	USD/JPY remains firmly bullish en route towards 160.00 "geopolitical wildcard" despite Japan's best effort to keep it down. Because the USD is currently acting as both high-yielding currency and a safe haven, it continues to outpace the yen during bouts of market uncertainty.
GBP/USD	1.3380 - 1.3420	1.3470	0.04%	1.3653 - 1.4052	GBP/USD The market is currently experiencing a tug-of-war between structural investment inflows into the UK and macro data strength in the US. A clean daily breakout above 1.3490 would signal a bullish resumption towards early-year highs while a sustained breakdown below 1.34 opens the door for previous lows.
USD/CHF	0.7631 - 0.7752	0.7860	0.45%	0.7889 - 0.8012	USD/CHF seems consolidating between 0.7800 and 0.7900; the fundamental advantage of higher US interest rates is trying to build a base, but persistent global tensions and technical resistance continue to favor the Swiss strength on any significant rallies.

AROUND THE WORLD

CURRENCY	COUNTRY	RATE	Δ
USD / LBP		89500.00	0.00%
AUD / USD		0.7160	-0.35%
USD / CAD		1.3845	0.25%
USD / BRL		5.0275	-0.18%
USD / AED		3.6730	0.00%
USD / SAR		3.7530	0.01%
USD / KWD		0.3065	-0.07%
USD / JOD		0.7090	0.00%
COMMODITIES			
XAU	GOLD	4515.00	0.02%
XAG	SILVER	75.75	0.26%
WTI	OIL	91.30	1.78%










INTERBANK RATES

	USD	EUR	GBP	JPY
1 MONTH	3.54	1.80	3.78	0.55
3 MONTHS	3.82	2.28	4.01	0.88
6 MONTHS	3.97	2.48	4.17	0.98
1 YEAR	4.20	2.74	4.47	1.16

BEIRUT STOCK EXCHANGE

USD	CLOSE	Δ	VOLUME	HIGH	LOW
SOL A	71.60	1.34%	28,318	73.00	71.50
SOL B	71.50	0.70%	2,741	71.50	71.50
Ciments Libanais	62.00	0.00%	0	62.00	62.00
AUDI GDR	2.18	0.00%	0	2.18	2.18
BLOM GDR	6.30	0.00%	0	6.30	6.30
BYBLOS	0.84	0.00%	0	0.84	0.84

STOCK INDICES

DOW JONES 	51,078.88	0.09%	CAC 40 	8,146.59	-0.45%	NIKKEI 	66,186.80	-0.95%
NASDAQ 	27,086.81	0.42%	FTSE 	10,338.95	-0.68%	HANG SENG 	25,829.66	1.64%
S&P 500 	7,599.96	0.26%	GDAX 	25,003.04	-0.40%	SHANGHAI 	4,063.20	-0.08%

EUROBONDS

	COUPON	MATURITY	PRICE		YIELD		
			Bid	Ask	Yield-Bid	Yield-Offer	
LEBANON APR 21	USD	8.250%	12-Apr-21	27.000	29.000	-	-
LEBANON OCT 22	USD	6.100%	04-Oct-22	25.250	27.250	-	-
LEBANON JAN 23	USD	6.000%	27-Jan-23	25.250	27.250	-	-
LEBANON MAY 23	USD	6.400%	26-May-23	25.250	27.250	-	-
LEBANON APR 24	USD	6.650%	22-Apr-24	25.250	27.250	-	-
LEBANON NOV 24	USD	6.250%	04-Nov-24	25.250	27.250	-	-
LEBANON DEC 24	USD	7.000%	03-Dec-24	25.250	27.250	-	-
LEBANON FEB 25	USD	6.200%	26-Feb-25	25.250	27.250	-	-
LEBANON JUN 25	USD	6.250%	12-Jun-25	25.250	27.250	-	-
LEBANON NOV 26	USD	6.600%	27-Nov-26	25.500	27.500	630.66%	569.95%
LEBANON MAR 27	USD	6.850%	23-Mar-27	25.500	27.500	286.12%	263.86%
LEBANON NOV 27	USD	6.750%	29-Nov-27	25.500	27.500	134.93%	125.95%
LEBANON MAR 28	USD	7.000%	20-Mar-28	25.500	27.500	110.39%	103.37%
LEBANON NOV 28	USD	6.650%	03-Nov-28	25.500	27.500	82.07%	77.06%
LEBANON MAY 29	USD	6.850%	25-May-29	25.500	27.500	68.67%	64.58%
LEBANON FEB 30	USD	6.650%	26-Feb-30	26.000	28.000	55.60%	52.40%
LEBANON APR 31	USD	7.000%	22-Apr-31	26.000	28.000	46.52%	43.88%
LEBANON MAR 32	USD	7.000%	23-Mar-32	26.000	28.000	41.64%	39.28%
LEBANON MAY 33	USD	8.200%	17-May-33	27.000	29.000	39.73%	37.50%
LEBANON MAY 34	USD	8.250%	17-May-34	27.000	29.000	37.55%	35.42%
LEBANON NOV 35	USD	7.050%	02-Nov-35	26.250	28.250	32.51%	30.63%
LEBANON MAR 37	USD	7.250%	23-Mar-37	26.250	28.250	31.47%	29.61%

CONTACT: DEALING ROOM 01.483001 EXT 12100
MONDAY TO FRIDAY FROM 8:00 AM TO 15:00 PM

KARIM EL KHOURY | JENNIFER BOUEZ | TAREK NADDOUR | HABIB WAKED | SAMIR GHAZAL

This report is for information purposes only. All information herein is based on data obtained from sources considered to be reliable. However, SGBL does not guarantee the accuracy of the data. Opinions and estimates contained herein may change without notice. This report is not intended to be and should not be construed as an offer or solicitation to acquire, or dispose of any of the securities or issues mentioned in this report."