

ECONOMIC RELEASE

EZ+ DE

EZ: Unemployment Rate, Last 6.2%	HCOB Mfg Final PMI, Last 51.4
DE: HCOB Mfg Final PMI, Last 49.9	Retail Sales YY Real, -2.0%

US

ISM Manufacturing PMI, Last 52.7	ISM Mfg Prices Paid Last 84.6
S&P Global Mfg PMI Final, Last 55.3	Construction Spending MM, Last 0.6%

UK

Nationwide house proce YY, Last 3.0%	Nationwide house proce MM, Last 0.4%
S&P Global Mfg PMI Final, Last 53.7	

Believe It Or Not!!

The Idaho man who holds the most concurrent Guinness World Records titles added another accomplishment to his tally by donning 32 T-shirts in one minute.

David Rush, whose previous T-shirt related records include the most t-shirts put on in 30 seconds and the fastest time to put on 10 T-shirts, tackled the title for the most T-shirts put on in one minute by an individual.

Rush said the record has its own unique challenges.

"The issue is how quickly the mechanics of this break down. Once you get past the tenth shirt you are not just fighting the clock anymore because you are fighting the fabric. Each layer compresses and your arms lose range of motion. You are essentially wrestling a straitjacket," Rush wrote online.

Rush, who had to don 25 T-shirts to break the record, ended up putting on 35 shirts in the allotted time -- but three of them were disqualified by Guinness World Records.








He said the disqualifications were "most likely because those specific hems did not fully clear the waistline under the pressure of the massive stack."

Rush's official total was 32, more than enough to take the title.

TECHNICAL ANALYSIS

	SUPPORT	SPOT	Δ	RESISTANCE	COMMENTS
EUR/USD	1.1460 - 1.1617	1.1650	0.17%	1.1874 - 1.2049	EUR/USD trades near 1.1650 level on a slightly higher USD. Traders will keep an eye on the EZ/US PMI data today ahead of tomorrow's flash EZ inflation data that could influence market expectations for the ECB monetary policy outlook. However, the US – Iran negotiations should continue to be closely monitored as removal of Iran's uranium enrichment remains the key demand by the US for a permanent peace deal.
USD/JPY	158.00 - 159.00	159.45	0.28%	160.00 - 161.00	USD/JPY remains supported above 159.00 level amid ME uncertainty. Later today, the US PMI data and construction spending will draw interest. However, investors should monitor FED commentary, broader market sentiment, and the geopolitical tensions that could materially alter the pair trajectory.
GBP/USD	1.3380 - 1.3420	1.3465	-0.11%	1.3653 - 1.4052	GBP/USD Geopolitical uncertainties and hawkish Fed expectations underpin the USD, capping spot prices around mid-1.3400s. At home, cable is undermined by expectations for a delayed rate hike, following softer inflation figures and an unexpected rise in the Unemployment Rate. Traders opt to wait for this week's important US macro releases and BoE Bailey's appearances before positioning for the next leg of a directional move for the pair.
USD/CHF	0.7631 - 0.7752	0.7825	-0.13%	0.7889 - 0.8012	USD/CHF Technically, the pair remains under overall selling pressure near 0.7800 – the immediate "line in the sand". An escalation in geopolitical headlines could drive a breakout into the Swissy; elsewhere, a hot US inflation print should force a rally back into the Dollar.

AROUND THE WORLD

CURRENCY	COUNTRY	RATE	Δ
USD / LBP		89500.00	0.00%
AUD / USD		0.7185	0.35%
USD / CAD		1.3810	-0.04%
USD / BRL		5.0368	0.53%
USD / AED		3.6730	0.00%
USD / SAR		3.7526	0.01%
USD / KWD		0.3067	0.00%
USD / JOD		0.7090	0.00%
XAU	GOLD	4514.00	-0.44%
XAG	SILVER	75.55	-1.50%
WTI	OIL	89.70	-2.54%










INTERBANK RATES

	USD	EUR	GBP	JPY
1 MONTH	3.54	1.76	3.78	0.55
3 MONTHS	3.82	2.24	4.02	0.86
6 MONTHS	3.97	2.44	4.19	0.97
1 YEAR	4.21	2.71	4.50	1.16

BEIRUT STOCK EXCHANGE

USD	CLOSE	Δ	VOLUME	HIGH	LOW
SOL A	70.65	0.00%	1,670	71.00	70.10
SOL B	71.00	0.00%	0	-	-
Ciments Libanais	62.00	0.00%	100	62.00	62.00
AUDI GDR	2.18	0.00%	0	-	-
BLOM GDR	6.30	0.00%	0	-	-
BYBLOS	0.84	0.00%	33,500	0.84	0.75

STOCK INDICES

DOW JONES 	51,032.46	0.90%	CAC 40 	8,183.34	-0.91%	NIKKEI 	66,823.72	2.68%
NASDAQ 	26,972.62	2.39%	FTSE 	10,409.28	-0.54%	HANG SENG 	25,412.53	-1.03%
S&P 500 	7,580.06	1.43%	GDAX 	25,104.70	-1.12%	SHANGHAI 	4,066.42	-1.59%

EUROBONDS

	COUPON	MATURITY	PRICE		YIELD		
			Bid	Ask	Yield-Bid	Yield-Offer	
LEBANON APR 21	USD	8.250%	12-Apr-21	26.250	28.250	-	-
LEBANON OCT 22	USD	6.100%	04-Oct-22	25.000	27.000	-	-
LEBANON JAN 23	USD	6.000%	27-Jan-23	25.000	27.000	-	-
LEBANON MAY 23	USD	6.400%	26-May-23	25.000	27.000	-	-
LEBANON APR 24	USD	6.650%	22-Apr-24	25.000	27.000	-	-
LEBANON NOV 24	USD	6.250%	04-Nov-24	25.000	27.000	-	-
LEBANON DEC 24	USD	7.000%	03-Dec-24	25.000	27.000	-	-
LEBANON FEB 25	USD	6.200%	26-Feb-25	25.000	27.000	-	-
LEBANON JUN 25	USD	6.250%	12-Jun-25	25.000	27.000	-	-
LEBANON NOV 26	USD	6.600%	27-Nov-26	25.250	27.250	632.84%	571.50%
LEBANON MAR 27	USD	6.850%	23-Mar-27	25.250	27.250	286.41%	264.07%
LEBANON NOV 27	USD	6.750%	29-Nov-27	25.250	27.250	135.60%	126.54%
LEBANON MAR 28	USD	7.000%	20-Mar-28	25.250	27.250	110.98%	103.89%
LEBANON NOV 28	USD	6.650%	03-Nov-28	25.250	27.250	82.56%	77.50%
LEBANON MAY 29	USD	6.850%	25-May-29	25.250	27.250	69.11%	64.97%
LEBANON FEB 30	USD	6.650%	26-Feb-30	25.750	27.750	55.95%	52.72%
LEBANON APR 31	USD	7.000%	22-Apr-31	25.750	27.750	46.84%	44.17%
LEBANON MAR 32	USD	7.000%	23-Mar-32	25.750	27.750	41.92%	39.54%
LEBANON MAY 33	USD	8.200%	17-May-33	26.500	28.500	40.31%	38.02%
LEBANON MAY 34	USD	8.250%	17-May-34	26.500	28.500	38.11%	35.92%
LEBANON NOV 35	USD	7.050%	02-Nov-35	25.750	27.750	33.01%	31.07%
LEBANON MAR 37	USD	7.250%	23-Mar-37	25.750	27.750	31.97%	30.05%

CONTACT: DEALING ROOM 01.483001 EXT 12100
MONDAY TO FRIDAY FROM 8:00 AM TO 15:00 PM

KARIM EL KHOURY | JENNIFER BOUEZ | TAREK NADDOUR | HABIB WAKED | SAMIR GHAZAL

This report is for information purposes only. All information herein is based on data obtained from sources considered to be reliable. However, SGBL does not guarantee the accuracy of the data. Opinions and estimates contained herein may change without notice. This report is not intended to be and should not be construed as an offer or solicitation to acquire, or dispose of any of the securities or issues mentioned in this report."