

ECONOMIC RELEASE

EZ + DE

EZ: HCOB Construction PMI, Last 41.7 Retail Sales YY, Exp 0.3% Last 1.2%
 DE: HCOB Construction PMI, Last 42.1

US

Initial Jobless Clm, Exp 213K Last 215K Cont Jobless Clm, Exp 1.780M Last 1.786M
 Productivity Revised, Exp 0.5% Last 0.8% Unit Labor Cost Rev, Exp 2.5% Last 2.3%

UK

S&P Global Construction PMI, Exp 40.2 Last 39.7
 S&P global PMI: MSC composite, Last 51.5

Believe It Or Not!!

A parade on Route 66 in Oklahoma broke a Guinness World Record by including 3,596 classic cars in the procession.

Tulsa's Route 66 Capital Cruise: Classic Car Centennial Parade, which took place on Saturday, broke the record for the largest parade of classic cars. The parade bested the previous record by 1,105 cars.

The event marked the 100th anniversary of Route 66.

"I am so proud of Tulsa and so thrilled to set a new world record,"

Tulsa Mayor Monroe Nichols said in a news release. "Tulsa's Route 66 Capital Cruise was a nearly year-long effort from partners all over Tulsa to remind the world that we are the Capital of Route 66 and that no city does things the way Tulsa does. Now, for the next hundred years, whenever anyone mentions the Centennial of Route 66, they'll remember Tulsa, Oklahoma."




The cars featured drivers from 42 states, as well as Canada and France.

"For years, we have looked to 2026 as a Super Bowl in Oklahoma, and today, Tulsa delivered," Oklahoma Lt. Gov. Matt Pinnell said. "Capital Cruise was a massive undertaking, and it paid off in a massive way, nearly doubling the existing world record, proving that Route 66 is not just central to the history of Oklahoma, but the future as well. Congratulations, Tulsa! Here's to the next hundred years of the Mother Road."

TECHNICAL ANALYSIS

	SUPPORT	SPOT	Δ	RESISTANCE	COMMENTS
EUR/USD	1.1240 - 1.1460	1.1605	-0.17%	1.1617 - 1.1874	EUR/USD is losing ground around 1.1600 amid flaring geopolitical tensions and rising oil prices. Today the EZ HCOM PMI and Retail sales ahead of the US economic docket could provide fresh direction for the pair. Meanwhile, traders should also monitor the ECB and FOMC chatters along with ME tensions and overall market sentiments that could alter the pair trajectory.
USD/JPY	158.00 - 159.00	159.95	0.03%	160.00 - 161.00	USD/JPY hovers near 160.00 level amid rising tensions in the Middle East. Later today, the US initial Jobless and productivity data will draw interest. However, the ME developments and the Israel-Lebanon truce should remain in focus, as improving risk sentiment could trigger profit-taking around the US Dollar and exerts downward pressure on the currency pair.
GBP/USD	1.3380 - 1.3420	1.3425	-0.22%	1.3653 - 1.4052	GBP/USD Expect a choppy, headline-driven trading today. If ME tensions cool down, the pound may attempt to test the 1.3480 resistance block. However, if geopolitical risks intensify or upcoming US data underscores economic resilience, the path of least resistance for the pair remains towards the 1.3400 support handle.
USD/CHF	0.7752 - 0.7889	0.7910	0.32%	0.8012 - 0.8143	USD/CHF edged above 0.7900 as the widening interest rate differential and stalling geopolitical peace talks are keeping a soft floor under the US dollar. Keep a close eye on incoming US employment updates and any shift in global risk sentiment to dictate the next major leg.

AROUND THE WORLD

CURRENCY	COUNTRY	RATE	Δ
USD / LBP		89500.00	0.00%
AUD / USD		0.7125	-0.63%
USD / CAD		1.3910	0.43%
USD / BRL		5.0603	1.10%
USD / AED		3.6727	0.00%
USD / SAR		3.7539	0.02%
USD / KWD		0.3070	0.05%
USD / JOD		0.7090	0.00%
XAU	GOLD	4474.00	0.00%
XAG	SILVER	73.48	-1.90%
WTI	OIL	95.38	0.50%










INTERBANK RATES

	USD	EUR	GBP	JPY
1 MONTH	3.54	1.82	3.78	0.55
3 MONTHS	3.82	2.30	4.03	0.91
6 MONTHS	3.97	2.52	4.22	1.00
1 YEAR	4.23	2.80	4.56	1.19

BEIRUT STOCK EXCHANGE

USD	CLOSE	Δ	VOLUME	HIGH	LOW
SOL A	73.20	0.27%	2,829	77.25	70.20
SOL B	71.50	0.00%	15,228	71.50	70.00
Ciments Libanais	62.00	0.00%	0	-	-
AUDI GDR	2.18	0.00%	0	-	-
BLOM GDR	5.60	-11.11%	7,000	5.60	5.60
BYBLOS	0.84	0.00%	0	-	-

STOCK INDICES

DOW JONES 	50,688.43	-1.21%	CAC 40 	8,150.42	-0.71%	NIKKEI 	67,300.46	-2.08%
NASDAQ 	26,853.98	-0.89%	FTSE 	10,332.30	-0.40%	HANG SENG 	25,245.82	-1.44%
S&P 500 	7,553.68	-0.74%	GDAX 	24,795.94	-1.31%	SHANGHAI 	4,060.69	-0.78%

EUROBONDS

	COUPON	MATURITY	PRICE		YIELD		
			Bid	Ask	Yield-Bid	Yield-Offer	
LEBANON APR 21	USD	8.250%	12-Apr-21	27.500	29.500	-	-
LEBANON OCT 22	USD	6.100%	04-Oct-22	25.500	27.500	-	-
LEBANON JAN 23	USD	6.000%	27-Jan-23	25.500	27.500	-	-
LEBANON MAY 23	USD	6.400%	26-May-23	25.500	27.500	-	-
LEBANON APR 24	USD	6.650%	22-Apr-24	25.500	27.500	-	-
LEBANON NOV 24	USD	6.250%	04-Nov-24	25.500	27.500	-	-
LEBANON DEC 24	USD	7.000%	03-Dec-24	25.500	27.500	-	-
LEBANON FEB 25	USD	6.200%	26-Feb-25	25.500	27.500	-	-
LEBANON JUN 25	USD	6.250%	12-Jun-25	25.500	27.500	-	-
LEBANON NOV 26	USD	6.600%	27-Nov-26	25.750	27.750	634.89%	574.22%
LEBANON MAR 27	USD	6.850%	23-Mar-27	25.750	27.750	288.60%	266.15%
LEBANON NOV 27	USD	6.750%	29-Nov-27	25.750	27.750	134.79%	125.85%
LEBANON MAR 28	USD	7.000%	20-Mar-28	25.750	27.750	110.16%	103.17%
LEBANON NOV 28	USD	6.650%	03-Nov-28	25.750	27.750	81.74%	76.77%
LEBANON MAY 29	USD	6.850%	25-May-29	25.750	27.750	68.33%	64.28%
LEBANON FEB 30	USD	6.650%	26-Feb-30	26.250	28.250	55.31%	52.14%
LEBANON APR 31	USD	7.000%	22-Apr-31	26.250	28.250	46.24%	43.63%
LEBANON MAR 32	USD	7.000%	23-Mar-32	26.250	28.250	41.37%	39.05%
LEBANON MAY 33	USD	8.200%	17-May-33	27.500	29.500	39.17%	37.00%
LEBANON MAY 34	USD	8.250%	17-May-34	27.500	29.500	37.00%	34.94%
LEBANON NOV 35	USD	7.050%	02-Nov-35	27.000	29.000	31.79%	29.99%
LEBANON MAR 37	USD	7.250%	23-Mar-37	27.000	29.000	30.75%	28.98%

CONTACT: DEALING ROOM 01.483001 EXT 12100
MONDAY TO FRIDAY FROM 8:00 AM TO 15:00 PM

KARIM EL KHOURY | JENNIFER BOUEZ | TAREK NADDOUR | HABIB WAKED | SAMIR GHAZAL

This report is for information purposes only. All information herein is based on data obtained from sources considered to be reliable. However, SGBL does not guarantee the accuracy of the data. Opinions and estimates contained herein may change without notice. This report is not intended to be and should not be construed as an offer or solicitation to acquire, or dispose of any of the securities or issues mentioned in this report."